

Teckentrup Internal Doors

ATTRACTIVE STEEL DOORS FOR COMMERCIAL,
PUBLIC AND DOMESTIC BUILDINGS



WE OPEN THE DOORS FOR PROGRESS



Modern Steel Internal Doors

ROBUST YET DECORATIVE

For decades now, Teckentrup internal doors have stood the test of time in sophisticated buildings. Whether for new buildings or the modernization of old ones, Teckentrup offers the perfect solution for all the demands of industrial, public and domestic interior construction. The extensive range of models is characterized by the diversity of its designs and fittings and combines perfect looks with reliable operation, robustness and safety. The extremely robust doors are double skinned, close tightly and have an extremely durable surface. The wide variety of colours and finishes, a whole host of concepts and modern glazing elements ensure individual and stylish interior design.

Depending on the actual application and load, doors with either honey-comb or tubular chipboard inserts are available.

Continuous quality assurance testing in accordance with DIN ISO 9001 guarantees great quality, reliability and durability.



...COMPETITIVE PRICES DUE TO SERIAL PRODUCTION

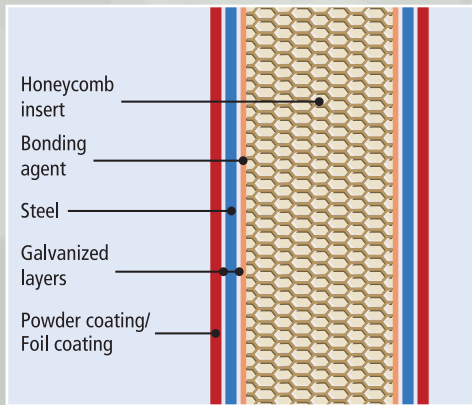
Qualifications

- Climate class III
- Stress group S

Teckentrup internal doors correspond to climate class III and are thus resistant to higher temperatures and relative humidity. The mechanical stress corresponds to the highest class S = strong

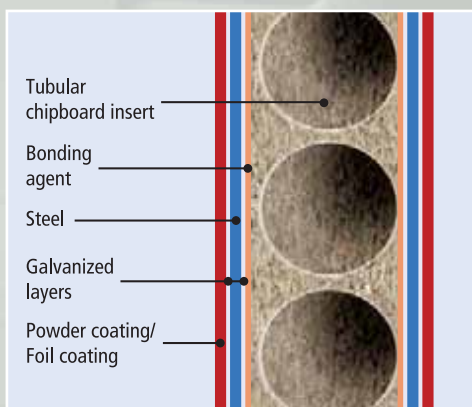
TWO EXTRA QUALITY FEATURES

“Teckentrup” steel internal door with honeycomb insert



The doors retain their shape thanks to the full surface bonding of the small-meshed honeycomb insert to the galvanized steel plates.

“Teckentrup Object” steel internal door with steel/wood combination



Increased dimensional stability due to a combination of rigid tubular chipboard insert and galvanized steel plate.

Contents

	Page
Applications	4
“Teckentrup” steel internal door with honeycomb insert	6
“Teckentrup Object” steel internal door	8
Quality details	11
Design diversity	12

Numerous Applications

SAFE SECURE AND DURABLE

Teckentrup steel internal doors can be used in almost all industrial, commercial, public and domestic buildings. They are suitable for locations subject to heavy traffic or frequent use. Depending on your demands and taste, the wide door range enables individual and harmonious integration in the interior design.



Single-leaf internal door with glazing and ventilation grille



Single-leaf internal door with round glazing



Double-leaf internal door in a fitness room

FOR PERFECT INTERIOR CONSTRUCTION



Single-leaf internal door with beech wood design



Shopping centre internal door with stainless steel protective plate around the handle and base



Carmine red WC door



Single-leaf internal door with square glazing

Steel Internal Door

● AVAILABLE AS SINGLE AND DOUBLE-LEAF VERSION



Insulation: Honeycomb insert fully bonded to the inner door surfaces

Frame:

Galvanized and powder coated frame element, traffic white similar to RAL 9016, with 3-sided circumferential NTK seal
Welded-on wall anchor plugs

Surface:

- Galvanized door leaf or galvanized/powder coated, similar to RAL 9016 (traffic white)
- Galvanized and powder coated in: sepia brown, moss green, reed green, pigeon blue, carmine red, pure white
- Galvanized and foil-coated designs: light oak, white ash, natural beech, classic oak and cherry
- Powder coated according to RAL (additional charge)

Fittings:

- Hinges V0020 (above width of 1000 mm = V0026)
- Tumbler insert (Bb)/Profile cylinder lock without handle set, (tumbler insert (Bb) for purchased handle set) pre-equipped for short plates
- Round handle set, black

Special equipment:

- Lock pre-equipped for profile cylinder with lever/knob and tumbler insert (Bb)
- Bathroom lock/WC lock
- Profile cylinder with 3 keys
- Spyhole without viewer
- Spyhole with micro viewer
- Letter box with flap, cover
- Retractable bottom seal
- Door leaf pre-equipped for rose escutcheon

- Door leaf/Door element pre-equipped for top door closer
- Top door closer
- 3-piece hinges, V8026 (pair)
- Retractable bottom seal
- Frame without floor recess
- RAL of your choice

Sizes:

Width: 750 – 1250 mm
Height: 1875 – 2250 mm

Standard sizes:

Ordering dimensions/ Modular dimensions width x height	Panel sizes width x height		
	L1*	L2*	L3*
625 x 2000	270 x 385 / 985 / 1360		
750 x 1875	395 x 385 / 985 / 1235		
750 x 2000	395 x 385 / 985 / 1360		
750 x 2125	395 x 385 / 985 / 1485		
875 x 1875	520 x 385 / 985 / 1235		
875 x 2000	520 x 385 / 985 / 1360		
875 x 2125	520 x 385 / 985 / 1485		
1000 x 1875	645 x 385 / 985 / 1235		
1000 x 2000	645 x 385 / 985 / 1360		
1000 x 2125	645 x 385 / 985 / 1485		

Special sizes:

From 500 x 2000 mm to 1250 x 2250 mm
"Teckentrup" internal double-leaf door:
From 1500 x 1875 mm to 2500 x 2250 mm

*L = window section

Qualifications

- Climate class III
- Stress group S

Technical data:

Product:

"Teckentrup" internal doors

Type of handling:

DIN right or DIN left

Door leaf:

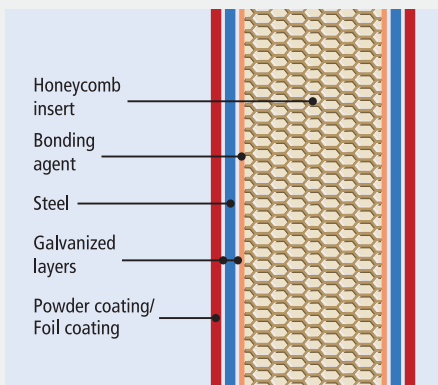
40 mm thick, rebated on 3 sides, made of hot dip galvanized thin metal sheet (thick rebate)

Quality At Affordable Prices

● FOR ADMINISTRATIVE AND DOMESTIC APPLICATIONS

Durable and sturdy door leaf

The dimensional stability of the internal doors is guaranteed via a small-meshed honeycomb insert which is fully bonded to the steel plate of the door leaf. The robust door surface is particularly easy to maintain and resistant to stains.



Door leaf or door element with frame

“Teckentrup” internal doors can be simply installed into existing standard-sized frames. Therefore, Teckentrup also offers a separate door leaf for installation or a ready-to-install door element with standard corner frame.



Door leaf as a pin board for magnets

“Teckentrup Object” Steel Internal Door

- AVAILABLE AS SINGLE AND DOUBLE-LEAF VERSION



Door leaf:

40 mm thick, rebated on 3 sides, made of hot dip galvanized thin metal sheet (thick rebate)
Insulation: Tubular chipboard insert fully bonded to the inner door surfaces

Frame:

Galvanized and powder coated corner frame element, traffic white similar to RAL 9016, with 3-sided circumferential seal, welded-on wall anchor plugs

Surface:

- Galvanized door leaf or galvanized/powder coated, similar to RAL 9016 (traffic white)
- Galvanized and powder coated in: sepia brown, moss green, reed green, pigeon blue, carmine red, pure white
- Galvanized and foil-coated designs: light oak, white ash, natural beech, classic oak and cherry
- Powder coated according to RAL (additional charge)

Fittings:

- 3-piece hinges, V8026 (pair)
- Lock pre-equipped for profile cylinder with lever/knob and tumbler insert (Bb)
- Round handle set, black

Special equipment:

- Bathroom lock/WC lock
- Profile cylinder with 3 keys
- Spyhole without viewer
- Spyhole with micro viewer
- Letter box with flap, cover
- Retractable bottom seal

- Door leaf pre-equipped for rose escutcheon
- Door leaf/Door element pre-equipped for top door closer
- Top door closer
- Frame without floor recess
- Solid chipboard insert/Multi-layer chipboard insert on request
- RAL of your choice

Sizes:

Width: 625 – 1250 mm
Height: 1875 – 2250 mm

Standard sizes:

Ordering dimensions/ Modular dimensions width x height	Panel sizes width x height		
	L1*	L2*	L3*
625 x 2000	270 x 385 / 985 / 1235		
750 x 1875	395 x 385 / 985 / 1235		
750 x 2000	395 x 385 / 985 / 1360		
750 x 2125	395 x 385 / 985 / 1485		
875 x 1875	520 x 385 / 985 / 1235		
875 x 2000	520 x 385 / 985 / 1360		
875 x 2125	520 x 385 / 985 / 1485		
1000 x 1875	645 x 385 / 985 / 1235		
1000 x 2000	645 x 385 / 985 / 1360		
1000 x 2125	645 x 385 / 985 / 1485		

*L = window section

Special sizes:

From 625 x 2000 mm to 1250 x 2250 mm

“Teckentrup Object” internal double-leaf door:

From 1500 x 1875 mm to 2500 x 2250 mm

Qualifications

- Climate class III
- Stress group S

Technical data:

Product:

“Teckentrup Object” internal doors
Climate class III, Stress group S

Type of handling:

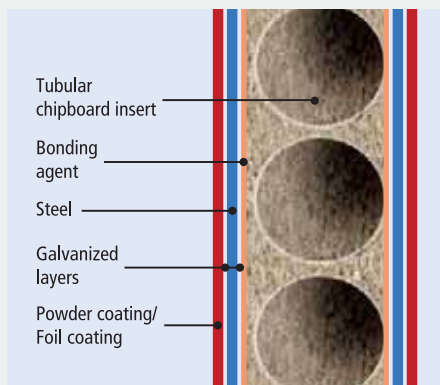
DIN right or DIN left

Designed For Frequent Use

FOR INDUSTRY, TRADE AND PUBLIC BUILDINGS

The “Teckentrup Object” internal doors are suitable for frequent use and heavy traffic. Ideal areas of application are highly frequented buildings, e.g. public offices, schools, workshops, etc., where doors are regularly opened and closed.

The exceptional dimensional stability is ensured by the full surface bonding of the tubular chipboard insert to the galvanized steel plate.



Extremely robust internal door in an administrative building



ARCHIV 3

Top Quality

● RELIABLE OPERATION

Safe design

Numerous technical details, first class materials and a perfect finish guarantee that Teckentrup internal doors satisfy all the demands of planners and homeowners.




Single-leaf internal door with warm and homely wood design, e.g. light oak



Ideal for renovations

Up to 20 mm height adjustment. If necessary, e.g. during renovations, a piece of the door leaf can be sawn off at the bottom to reduce the size.



Particularly cosy

The thick rebate of the door leaf suits a warm, homely environment best. The difference to other internal doors is hardly noticeable.



Well sealed and energy friendly

A 3-sided seal ensures tight and low-noise closing and prevents expensive heat loss.



Additional reinforcement

Stability of the "Teckentrup Object" internal door is increased by reinforced 3-piece hinges.



The large door

Due to their large width and headroom, double-leaf internal doors are very popular in nurseries, hospitals and nursing homes, and wherever extra space is required.

Plan Your Internal Doors

- COLOURS AND DESIGNS OF YOUR CHOICE
- ALSO AVAILABLE IN STAINLESS STEEL

Wide variety

The Teckentrup internal door range offers particularly attractive models. The abundance of materials, colours and attractive surfaces enables a variety of design solutions. Specially designed accessories, such as decorative glazing and stylish handle sets, ensure the realization of perfect solutions and special wishes.

Special stainless steel designs

Stainless steel doors are particularly enchanting. The exclusive-looking designs as well as matching handle sets and hinges allow a modern, aesthetically pleasing interior decoration.

Please ask your authorized dealer for more details.



Fantastic appearance



Carmine red




Pigeon blue




Reed green



Moss green



Sepia brown



Pure white



Light oak



Classic oak



White ash




Beech



Cherry



Smooth stainless steel finish



Marble stainless steel finish

The surfaces range from galvanized and designer colours up to wood designs with high-quality foil coating. This ensures that just one product range offers something for every imaginable application, taste and lifestyle. And individual colour designs are also possible.



Something for everyone:
RAL of your choice



12




Unique Appearance


● WIDE RANGE OF SPECIAL FITTINGS AND GLAZING

Stylish handle sets


A round handle set made of black plastic is included as standard. Further sets are available in numerous colours and materials.



Black plastic handle set, short plate and rose escutcheon



High-quality lever and handle set in elegant stainless steel or aluminium finish



Plastic handle set, short plate and rose escutcheon, e.g. in red or white



WC handle set

Attractive glazing

All doors are delivered with glazing on request. Up to 6 mm thick transparent or wired glass is available. The various windows can be adapted to the respective door dimensions.




Rectangular glazing with aluminium frame



Round glazing 300 mm with brushed stainless steel frame

Wide angle door viewer and letter box with flap

Ventilation grille



Glazing examples

Window section L1

Window section L2

Window section L3

Door leaf with round glazing



Doors From Just One Source

● INNOVATIVE ● FLEXIBLE ● RELIABLE

Our customers come first

Besides guaranteeing innovative and unique developments, and first-rate product quality and flexibility during the realization of special technical solutions, we also provide a comprehensive bespoke customer service.

- Individual planning and advice
- On-site support from our field team
- Quick and efficient delivery
- Inspection and maintenance
- Product and installation training courses

At Teckentrup, customer satisfaction is a top priority.



Professional support on-site guarantees trouble-free projects.



Standard or individual concepts – we develop bespoke solutions to match our customers' demands.



State-of-the-art production facilities ensure constant high-quality.



Logistic and transport flexibility guarantees rapid deliveries.

Easy and simple planning

The Teckentrup planning folder for architects includes all the technical data, drawings and tender texts for Teckentrup doors, industrial doors and garage doors. Planners can immediately find what they are looking for. This data is also available online.



www.teckentrup.biz



WE OPEN THE DOORS FOR PROGRESS

Teckentrup was established in 1932 and has since become one of the largest manufacturers of doors and door systems in Europe, with production plants in Verl-Sürenheide (administrative HQ) and Großzöberitz. More than 13 locations in Germany plus other partners in Europe and overseas form an economic infrastructure that leaves nothing to be desired in terms of flexibility and customer care.

From the idea to innovation, from the initial design to production, everything occurs under just "one roof". Motivated and committed employees, cutting-edge CAD technology and CNC systems are the key to future success.

Teckentrup doors: The whole range at a glance

Fire and smoke protection doors



Security doors



Sound insulated doors



Multi-purpose doors

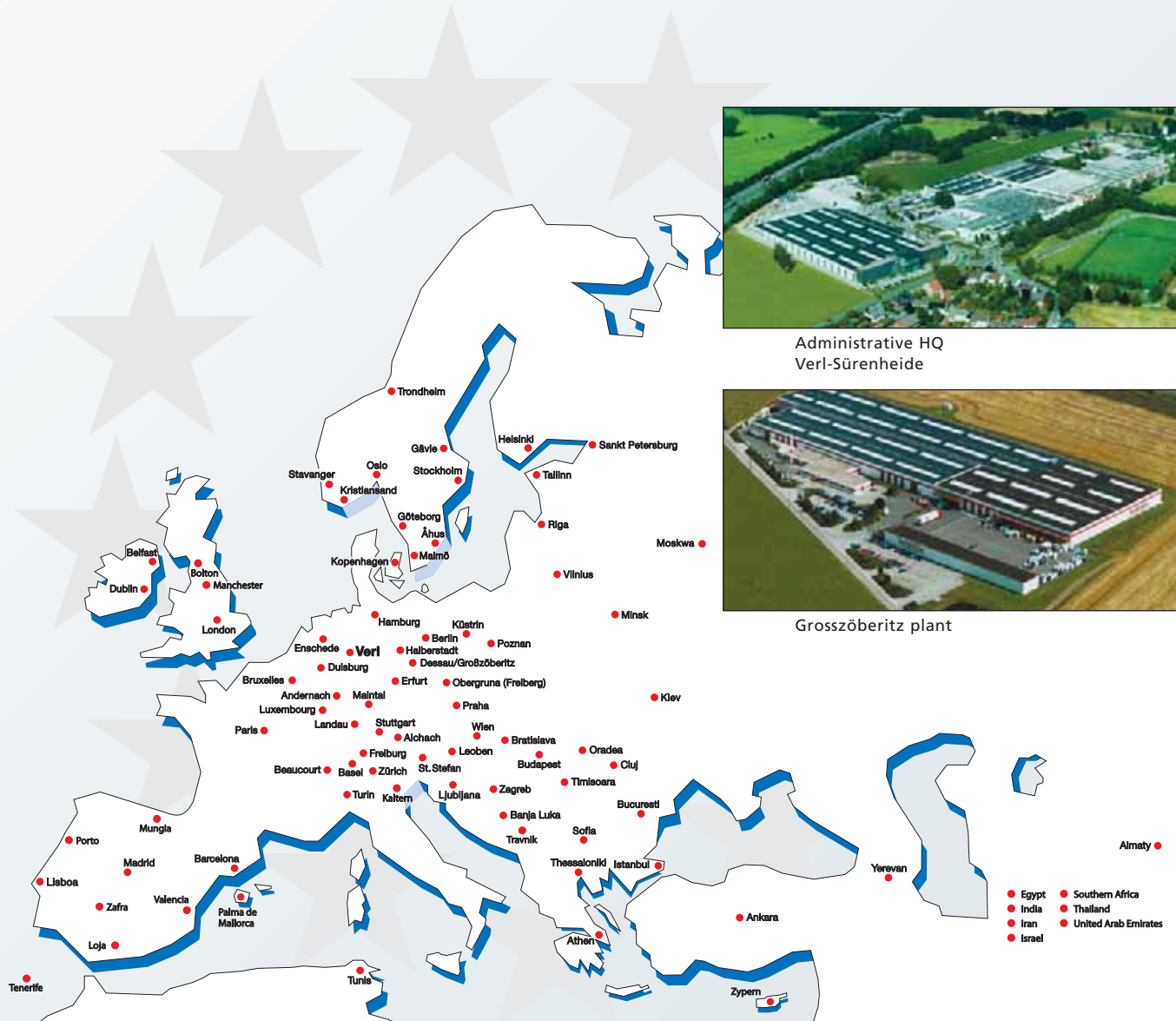


Internal doors



European Scope...

...WE DON'T LET OUR CUSTOMERS DOWN



- 
Fire doors
- 
Smoke protection doors
- 
Security doors
- 
Sound insulated doors
- 
Heat insulated doors
- 
Internal doors
- 
Industrial sectional doors
- 
Sliding doors
- 
Folding sliding doors
- 
Roller shutters/
Roller grilles
- 
CarTeck
garage sectional
doors
- 
CarTeck
up and over
garage doors

Subject to technical modifications.
 01/04/11 (GB) 155.250
 All illustrations contained in this brochure are
 solely intended to highlight individual product
 features and may therefore not necessarily
 be identical with the standard product version.

WE OPEN THE DOORS FOR PROGRESS



Doors · Frames